

Quick Start Guide

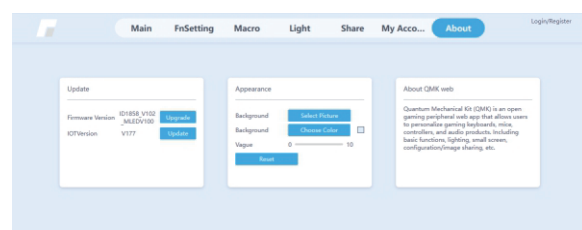


First login

Please log in to the web site: <https://app.qmk.top/>
Refresh this page after installing the required driver files for the first time.

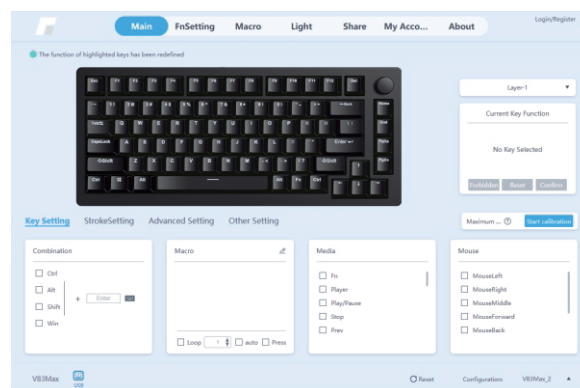
About

You can modify the interface background, color, and blurriness here; you can upgrade to the latest version if the version has been updated.



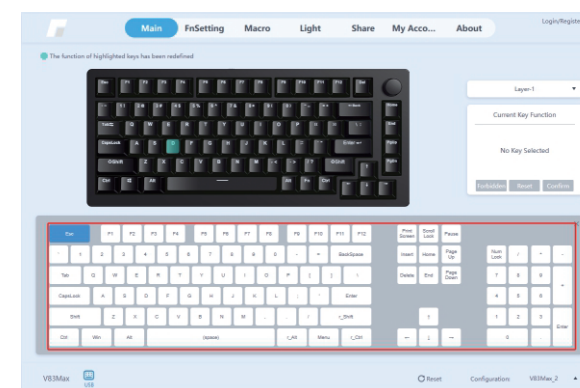
Stroke Calibration

For first time use, please click on the trip calibration first
Please gently press each button to the bottom in sequence, do not miss it, and can press the button repeatedly.



Key Setting

You can modify each of the different keys according to your preferences, Click on the upper image to select the key to be modified, click on the lower image to select the target value, and then click on the confirmation, so that the modification is completed.



Function Customization

Main

StrokeSetting

Three travel modes can be selected, or you can customize the travel and modify the dead zone

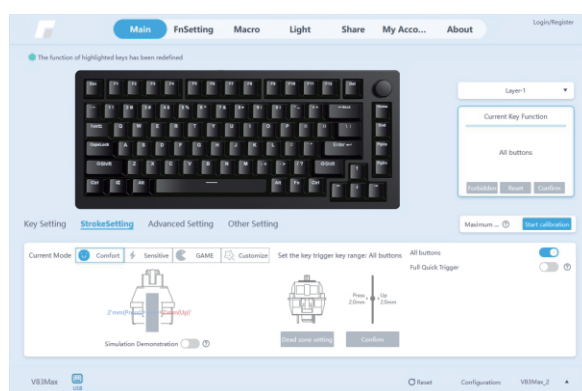
Advanced Setting

Modifying Dynamic Keying Procedures

Other Setting

Modify backlight standby time

All of the above settings can be restored to default to the previous state



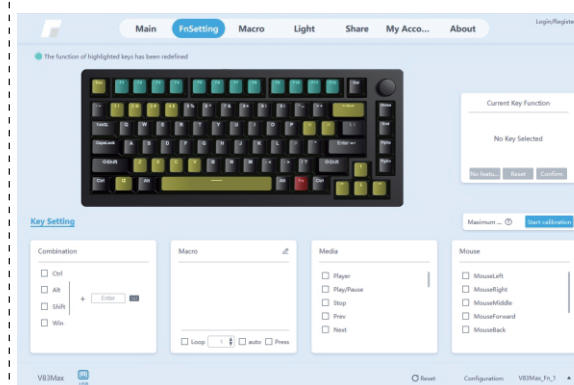
FnSetting/Macro

FnSetting

You can set the FN combo function here, or you can restore the defaults and go back to what you had before you set it up

Macro

You can record a macro here and save it, or load a previously saved macro file.



Share/My Account

Please register and log in before you share

Share Light

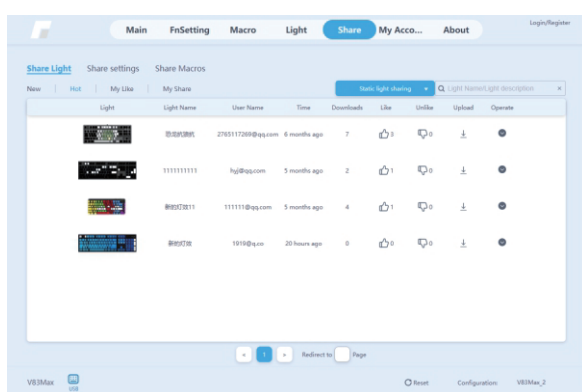
Your customized light effects can be shared and loaded by others!

Share settings

Your customized settings can be shared with others or loaded into others' creations

Share Macros

Your custom macros can be shared with others and loaded into others' creations!



Lighting Setting

Light

Adjustable light mode, speed, brightness, color

Light Edit

You can edit the color of each light, and save and read static light effects.

My Work

Write or delete my work

