

Air PointTM Presenter



User's Guide
Model (VP4594)

Laser Safety Warning

CAUTION: Use of controls or adjustments or performance of procedures other than those specified herein may result in hazardous radiation exposure. The laser is activated by pressing the laser button identified in the user guide.

Do not stare into the laser beam, or shine the laser at others.

Do not allow minors to use the laser unsupervised.

Avoid pointing the laser pointer at any reflective surface.

Do not disassemble the device, it has no serviceable parts.

Do not immerse in any liquid or expose to heat or moisture.

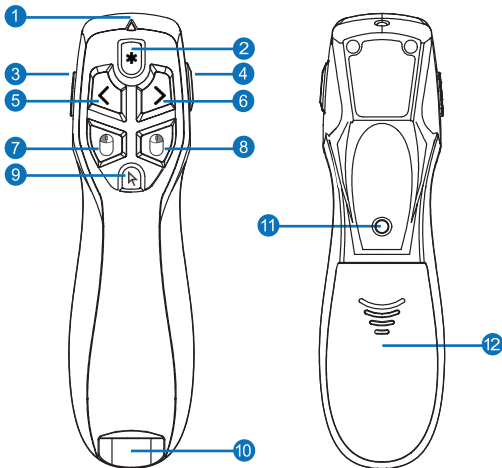
Use only within the designed operating temperature range of 0-40 degrees C.

Specifications



The laser used in the VP4594, with a maximum output power of <1mW and an emitted wavelength of 650nm, complies as Class 2 laser product with: IEC/EN 60825-1: 2007, and CFR Title 21 1040.10 and 1040.11, except for deviations pursuant to Laser Notice No. 50, dated June 24, 2007. A complete Declaration of Conformity can be found at www.gyration.com.

Air Point Presenter Overview

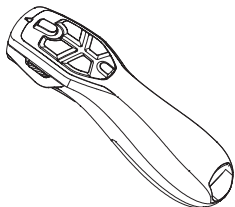


- | | |
|---------------------------|-----------------------------------|
| 1 LED indicator | 7 Left click (mouse) |
| 2 Laser activation button | 8 Right Click (mouse) |
| 3 On/Off Switch | 9 In-Air Cursor button |
| 4 Blank screen | 10 Receiver storage bay |
| 5 Previous slide | 11 Wireless <i>Connect</i> button |
| 6 Next slide | 12 Battery bay door |

Getting Started

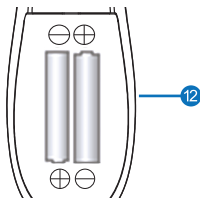
Confirming Compatibility

Your Air Point Presenter is designed for Windows® or OS X® computers that support USB capability. Confirm that your system offers an accessible USB port.



Inserting the Batteries

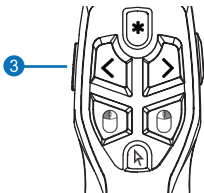
Removing the mouse battery door (12), insert the AAA batteries (supplied), aligning them with the positive and negative legends in the battery bay.



Installation & Basic Operation

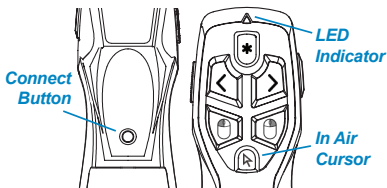
Your Air Point Presenter is designed for use with today's leading presentation software including PowerPoint® and Keynote® for both Windows® and OS X® systems.

To install, simply plug the Receiver Dongle into an available USB port and turn the remote ON using the *On/Off* switch (3). Use *Next Slide*, *Previous Slide*, and *Blank Screen* buttons to control your presentation slides.



Using Air Point Presenter as a Mouse

Picking up Air Point Presenter, press and hold the *In-Air Cursor* button (9). Depressing the button activates motion-sensing and in-air cursor control. As you move your wrist, the cursor will mimic your movement. The faster you move your wrist, the faster the cursor will move. Avoid using your whole arm, as the resulting cursor movement will be very slow.



Pairing the USB Receiver

Your Air Point Presenter was paired with its USB Receiver prior to shipping. To re-pair, follow these four steps:

- 1** With the USB Receiver dongle plugged into your computer, bring the remote control within 3 feet of the dongle.
- 2** Press the *Connect* button on the underside of the remote.
- 3** The LED on the top of the remote will flash green (indicating that pairing is in progress), and go dark once pairing is established.
- 4** If pairing is unsuccessful, the LED will flash from green to red for approximately one minute, and then go dark.

Warranty

SMK-Link Electronics Corporation (SMK-Link) warrants to the original end-user purchaser of the Product ("you") that the Product, excluding batteries, will be free from defects in materials and workmanship under normal use and service for one year from date of purchase. If the Product becomes defective in materials or workmanship during the warranty period, SMK-Link will, at its option, either repair or replace it. The replacement unit may be a more current or upgraded model if the originally purchased model is not available. Any Product repaired or replaced under the terms of the warranty is covered for the remainder of the original warranty period or ninety (90) days from the date of return shipment, whichever is longer.

This warranty does not cover Products which have been subjected to misuse, accident, physical damage, improper installation, abnormal operation or handling, neglect, inundation or fire or when Product regulatory label has been removed, altered or rendered illegible; nor does it cover accessory or consumable items.

SMK-Link shall not be liable for any indirect special, incidental, or consequential damages. SMK-Link's total liability for damages for any cause related to, or arising out of, the use or inability to use the Product shall not exceed the original price paid for the Product even if SMK-Link has been informed of such possibility.

If your Product requires service under warranty, you must first contact SMK-Link product support to receive an RMA number. Shipping of defective units back to SMK-Link is at your expense. The contact information can be found on the SMK-Link website: www.smklink.com.

The warranty does not affect your statutory rights and you may have other rights which vary from state to state and country to country. This warranty is understood to be the complete and exclusive agreement between the parties, superseding all prior agreements, oral or written, and all other communications between the parties relating to the matter of this warranty.

The above warranty does not apply to Products sold in Australia. Products sold in Australia by an authorized reseller will contain an Australia specific warranty statement.

FCC Statement

This device complies with Part 15 of the FCC Rules. Operation is subject to the following two conditions: (1) This device may not cause harmful interference; and (2) this device must accept any interference received, including interference that may cause undesired operation.

This equipment has been tested and found to comply with the limits for a class B digital device, pursuant to part 15 of the FCC Rules. These limits are designed to provide reasonable protection against harmful interference in a residential installation. This equipment generates, uses and can radiate radio frequency energy and if not installed and used in accordance with the instructions, may cause harmful interference to radio communications.

However, there is no guarantee that interference will not occur in a particular installation. If this equipment does cause harmful interference to radio or television reception, which can be determined by turning the equipment off and on, the user is encouraged to try to correct the interference by one or more of the following measures:

- * Reorient or relocate the receiving antenna.
- * Increase the separation between the equipment and receiver.
- * Connect the equipment into an outlet on a circuit different from that to which the receiver is connected.
- * Consult the dealer or an experienced radio/TV technician for help.

In order to maintain compliance with FCC regulations, shielded cables must be used with this equipment. Operation with non-approved equipment or unshielded cables is likely to result in interference to radio and TV reception. The user is cautioned that changes and modifications made to the equipment without the approval of manufacturer could void the user's authority to operate this equipment.

CE Declaration of Conformity

This equipment has been tested and found to comply with the limits of the European Council Directive 2014/53/EU. A complete Declaration of Conformity can be found at www.SMK-Link.com.



Thank You

Congratulations on your purchase of Air Point Presenter. We thank you for choosing SMK-Link to meet your wireless needs and look forward to serving you again in the future. To learn about new SMK-Link products, and to ensure the best possible customer support, please register your product at www.smklink.com/register.

Product Support

SMK-Link Electronics Corporation

3601-B Calle Tecate, Camarillo, CA 93012

TEL: (888) 340-0033 | (805) 987-6662 | FAX: (805) 987-6665

Email: pcsupport@smkusa.com

www.smklink.com

© 2017 SMK-Link Electronics Inc. SMK-Link, the SMK-Link logo are registered trademarks of SMK-Link Electronics, Inc. Windows and PowerPoint are registered trademarks of Microsoft Corporation in the United States and other countries. OS X and Keynote are registered trademarks of Apple Inc. All other registrations and trademarks are properties of their respective owners.